



SUPPORT CLASS RESULTS

AUSTRALIAN SUPERSPORT

Race 3

Date: 26/02/17
 Event: R16
 Weather: Sunny - Temp: 25.3C
 Track: Dry - Temp: 40.0C

Started at: 17:15:31
 Laps: 10
 Starters: 34
 Printed at: 17:47

PROVISIONAL CLASSIFICATION

Pos	No	Gr	Name	Machine	Laps	Race Time	Behind	Fastest Lap	On Lap	Top Speed
1	53	A	Mason COOTE (VIC) / Mason Coote Racing / YRD	Yamaha YZF-R6	10	16:27.029		1:37.655	10	249
2	12	D	Mark CHiodo (VIC) / Repsol Gas Racing	Triumph 675 R	10	16:27.176	.147	1:37.696	7	258
3	5	B	Ted COLLINS (VIC) / Next Gen Motorsport	Suzuki GSX R	10	16:31.822	4.793	1:38.252	4	255
4	60	A	Ben BURKE (NSW) / SA Kawasaki / Sydney West Riders Racing	Yamaha YZF-R6	10	16:37.448	10.419	1:38.876	7	255
5	64	B	Sam CONDON (NSW) / Bikebiz / Motul / Pirelli	Yamaha YZF-R6	10	16:37.499	10.470	1:38.495	2	256
6	52	A	Ryan TAYLOR (VIC) / Pablo's Motorcycle Tyres / Arden Homes / RTR / YRD	Yamaha YZF-R6	10	16:37.500	10.471	1:38.496	3	255
7	45	A	Jordan CARLSSON (QLD) / Dynojet / Graves Yamaha	Yamaha YZF-R6	10	16:44.846	17.817	1:39.079	2	258
8	70	A	Samuel MULDOON (NSW) / Proworx Racing / Twin Connect	Kawasaki ZX6R	10	16:44.890	17.861	1:39.329	2	258
9	96	A	Luke MITCHELL (NSW) / DPH Motorsports / Yamaha	Yamaha YZF-R6	10	16:46.336	19.307	1:39.573	5	255
10	82	A	Chris QUINN (NSW) / Coopers Pale Ale YRD / HXR	Yamaha YZF-R6	10	16:50.870	23.841	1:39.890	8	256
11	95	C	Jake PRUITI (WA) / Flashpoint Motosport	Triumph Daytona	10	16:58.913	31.884	1:40.493	10	248
12	54	B	Brendan WILSON (VIC) / Ryan Taylor Racing / Pablo's Motorcycle Tyres	Yamaha YZF-R6	10	16:59.550	32.521	1:40.748	7	256
13	66	B	Hayden SPINKS (NSW) / Newcastle's Cheapest Cars / My Home Company	Kawasaki ZX6R	10	17:00.027	32.998	1:40.191	6	255
14	81	B	Cambridge OLIVIER (QLD) / Sydney West Riders Racing / YRD	Yamaha YZF-R6	10	17:04.955	37.926	1:39.665	5	255
15	71	A	Lincoln GILDING (QLD) / Northern Volks Racing / Moto National	Yamaha YZF-R6	10	17:04.988	37.959	1:40.994	3	255
16	17	A	Brian HOUGHTON (QLD) / Conshift / K1 Racing	Honda CBR-RR	10	17:05.317	38.288	1:40.909	2	255
17	47	A	Giuseppe SCARCELLA (NSW) / Held Australia	Kawasaki ZX6R	10	17:07.074	40.045	1:39.677	2	262
18	74	B	Cam RUSSELL (VIC) / Race Center / YRD	Yamaha YZF-R6	10	17:08.335	41.306	1:41.257	2	257
19	24	B	Jack DAWES (NSW)	Yamaha YZF-R6	10	17:17.351	50.322	1:42.144	10	255
20	46	B	Aidan HAYES (NSW) / Hayes Electrical / Hayes Johnston PL	Yamaha YZF-R6	10	17:17.379	50.350	1:42.184	10	252
21	86	C	Adrian FORDE (VIC) / Brad Signs	Suzuki GSX-R	10	17:22.275	55.246	1:42.140	10	242
22	486		Justin CASE (NSW) / Judisjewellery.com.au / Percy Jack M-cycles	Yamaha YZF-R6	10	17:23.906	56.877	1:42.172	10	257

Chief Time Keeper - Scott Laing

Clerk of Course - Tom Williams



Computime Race Timing Systems Pty Ltd © 1996
 Licensed to Computime Race Timing Systems

COMPUTIME RACE TIMING SYSTEMS PTY LTD
www.computime.com.au

9 Timber Lane, Glen Waverley Vic 3150. Ph: 0418 17 13 17

E-mail: scott@computime.com.au





SUPPORT CLASS RESULTS

AUSTRALIAN SUPERSPORT

Race 3

Date: 26/02/17
 Event: R16
 Weather: Sunny - Temp: 25.3C
 Track: Dry - Temp: 40.0C

Started at: 17:15:31
 Laps: 10
 Starters: 34
 Printed at: 17:47

PROVISIONAL CLASSIFICATION

Pos	No	Gr	Name	Machine	Laps	Race Time	Behind	Fastest Lap	On Lap	Top Speed
23	61	C	Rhys BELLING (VIC) / LXI Racing / Trilec Services	Yamaha YZF-R6	10	17:26.133	59.104	1:43.045	9	250
24	87	A	Zac LEVY (QLD) / Puma RV'S / Hannay Lawyers / Kabuto Helmets	Yamaha YZF-R6	10	17:26.422	59.393	1:42.752	10	257
25	25	C	Steve HASLAM (NSW) / Melling Mechanical	Triumph Daytona	10	17:30.818	1:03.789	1:43.683	8	245
26	56	B	Jimmy BROADBENT (NSW) / Kawasaki BCperformance Junior Team	Kawasaki ZX6R	10	17:31.375	1:04.346	1:43.249	7	251
27	23		John McCABE (VIC) / Breast Cancer Awareness	Kawasaki ZX6R	10	17:46.018	1:18.989	1:44.553	9	236
28	18	D	Joel RHODES (NSW) / Superbike Source Racing / Track Stop	Yamaha YZF-R6	10	17:46.497	1:19.468	1:44.584	7	243
29	19	C	Bob MACKENZIE (VIC)	MV Agusta F3	10	17:46.508	1:19.479	1:43.836	5	255
30	98	C	Grant DAVIS (NSW) / GASD / ASBG	Kawasaki ZX6R	10	17:57.506	1:30.477	1:44.258	9	238
31	33	C	Steven WILLMOTT (VIC)	Yamaha YZF-R6	9	16:48.589	1 Lap	1:50.360	5	225
DNF	27	B	Nic LIMINTON (SA) / YRD / Arai / Ricondi / Race Center	Yamaha YZF-R6	5	8:24.179	5 Laps	1:39.239	4	259
DNF	7	C	Tom TOPARIS (NSW) / Cube Racing	Kawasaki ZXR6	5	8:24.211	5 Laps	1:38.837	3	263
DNF	58	B	Callum ALDERSON (VIC) / AARK Racing Yamaha	Yamaha YZF-R6	4	6:48.164	6 Laps	1:39.511	3	260

Fastest Lap was 1:37.655 by Mason COOTE (VIC)

Current race lap record for SS class - 1:35.200 by Bryan STARING (VIC) on a Yamaha YZF R6 set on 17/10/09

The results are provisional until the end of the time limit for protests and appeals.

Chief Time Keeper - Scott Laing

Clerk of Course - Tom Williams



Computime Race Timing Systems Pty Ltd © 1996
 Licensed to Computime Race Timing Systems
COMPUTIME RACE TIMING SYSTEMS PTY LTD
www.computime.com.au

9 Timber Lane, Glen Waverley Vic 3150. Ph: 0418 17 13 17

E-mail: scott@computime.com.au





SUPPORT CLASS RESULTS

AUSTRALIAN SUPERSPORT

Race 3

Date: 26/02/17
 Event: R16
 Weather: Sunny - Temp: 25.3C
 Track: Dry - Temp: 40.0C

Started at: 17:15:31
 Laps: 10
 Starters: 34
 Printed at: 17:47

PROVISIONAL LAP TIMES

No	Name	Lap 1	Lap 2	Lap 3	Lap 4	Lap 5	Lap 6	Lap 7	Lap 8	Lap 9	Lap 10
5	Ted COLLINS (VIC)	1:44.035	1:38.373	1:38.295	1:38.252	1:38.452	1:38.727	1:38.589	1:38.276	1:39.326	1:39.497
7	Tom TOPARIS (NSW)	1:47.263	1:39.600	1:38.837	1:39.398	1:39.113					
12	Mark CHIODO (VIC)	1:43.971	1:37.817	1:38.001	1:38.267	1:38.077	1:38.738	1:37.696	1:38.735	1:38.047	1:37.827
17	Brian HOUGHTON (QLD)	1:49.640	1:40.909	1:41.202	1:41.357	1:42.080	1:41.723	1:41.640	1:41.137	1:43.082	1:42.547
18	Joel RHODES (NSW)	1:55.812	1:45.479	1:46.100	1:45.601	1:45.439	1:46.410	1:44.584	1:45.515	1:45.862	1:45.695
19	Bob MACKENZIE (VIC)	1:54.924	1:44.616	1:44.493	1:44.197	1:43.836	1:44.668	1:54.722	1:45.481	1:45.062	1:44.509
23	John McCABE (VIC)	1:55.808	1:45.681	1:45.479	1:45.733	1:45.312	1:46.703	1:46.273	1:45.487	1:44.553	1:44.989
24	Jack DAWES (NSW)	1:51.629	1:43.321	1:44.069	1:42.719	1:42.635	1:43.164	1:42.718	1:42.648	1:42.304	1:42.144
25	Steve HASLAM (NSW)	1:54.766	1:44.364	1:43.838	1:43.686	1:43.940	1:44.654	1:44.186	1:43.683	1:43.795	1:43.906
27	Nic LIMINTON (SA)	1:46.382	1:39.527	1:39.517	1:39.239	1:39.514					
33	Steven WILLMOTT (VIC)	1:59.795	1:52.608	1:50.750	1:50.463	1:50.360	1:51.705	1:50.750	1:51.089	1:51.069	
45	Jordan CARLSSON (QLD)	1:46.340	1:39.079	1:39.784	1:39.471	1:39.718	1:39.693	1:40.209	1:41.586	1:39.347	1:39.619
46	Aidan HAYES (NSW)	1:51.682	1:43.403	1:43.628	1:43.009	1:42.683	1:43.407	1:42.459	1:42.563	1:42.361	1:42.184
47	Giuseppe SCARCELLA (NSW)	1:48.067	1:39.677	1:39.883	1:40.326	1:40.914	1:40.460	1:54.599	1:40.582	1:41.415	1:41.151
52	Ryan TAYLOR (VIC)	1:45.615	1:39.279	1:38.496	1:38.635	1:38.844	1:39.143	1:39.439	1:39.530	1:39.123	1:39.396
53	Mason COOTE (VIC)	1:43.309	1:38.482	1:38.017	1:37.774	1:38.150	1:39.006	1:37.919	1:38.705	1:38.012	1:37.655
54	Brendan WILSON (VIC)	1:49.754	1:41.067	1:41.279	1:41.045	1:40.863	1:40.999	1:40.748	1:40.956	1:41.873	1:40.966
56	Jimmy BROADBENT (NSW)	1:54.111	1:44.086	1:44.413	1:44.737	1:43.915	1:44.212	1:43.249	1:43.713	1:44.126	1:44.813
58	Callum ALDERSON (VIC)	1:48.911	1:39.647	1:39.511	1:40.095						
60	Ben BURKE (NSW)	1:45.405	1:39.101	1:38.895	1:39.048	1:39.149	1:39.116	1:38.876	1:39.130	1:39.394	1:39.334
61	Rhys BELLING (VIC)	1:52.999	1:43.776	1:44.190	1:43.820	1:43.672	1:44.261	1:43.696	1:43.612	1:43.045	1:43.062
64	Sam CONDON (NSW)	1:45.486	1:38.495	1:38.896	1:38.632	1:39.139	1:38.987	1:39.384	1:39.320	1:39.595	1:39.565
66	Hayden SPINKS (NSW)	1:50.284	1:41.089	1:41.051	1:41.611	1:41.245	1:40.191	1:41.157	1:40.906	1:41.232	1:41.261
70	Samuel MULDOON (NSW)	1:46.824	1:39.329	1:39.354	1:39.686	1:39.418	1:39.768	1:39.857	1:40.113	1:40.228	1:40.313
71	Lincoln GILDING (QLD)	1:51.461	1:41.065	1:40.994	1:41.170	1:41.340	1:41.656	1:41.673	1:41.217	1:42.245	1:42.167
74	Cam RUSSELL (VIC)	1:49.197	1:41.257	1:41.675	1:41.841	1:41.809	1:41.865	1:42.485	1:43.059	1:42.679	1:42.468
81	Cambridge OLIVIER (QLD)	1:49.686	1:40.995	1:41.033	1:39.732	1:39.665	1:50.682	1:41.461	1:39.916	1:39.808	1:41.977
82	Chris QUINN (NSW)	1:47.220	1:40.359	1:40.256	1:40.276	1:40.923	1:40.701	1:40.108	1:39.890	1:40.291	1:40.846
86	Adrian FORDE (VIC)	1:54.265	1:43.481	1:43.748	1:42.939	1:43.563	1:43.032	1:43.323	1:43.091	1:42.693	1:42.140
87	Zac LEVY (QLD)	1:52.959	1:44.492	1:43.764	1:44.363	1:44.000	1:44.541	1:43.050	1:43.486	1:43.015	1:42.752
95	Jake PRUITI (WA)	1:48.916	1:40.843	1:41.113	1:41.005	1:41.179	1:40.936	1:41.032	1:42.292	1:41.104	1:40.493
96	Luke MITCHELL (NSW)	1:45.367	1:40.018	1:39.773	1:41.109	1:39.573	1:39.864	1:40.143	1:39.999	1:40.098	1:40.392
98	Grant DAVIS (NSW)	2:05.904	1:44.641	1:44.507	1:52.736	1:45.214	1:45.840	1:44.772	1:44.704	1:44.258	1:44.930
486	Justin CASE (NSW)	1:54.356	1:43.999	1:43.190	1:44.108	1:42.988	1:44.301	1:43.788	1:42.697	1:42.307	1:42.172

The results are provisional until the end of the time limit for protests and appeals.


 Chief Time Keeper - Scott Laing



 Clerk of Course - Tom Williams



Computime Race Timing Systems Pty Ltd © 1996
 Licensed to Computime Race Timing Systems
COMPUTIME RACE TIMING SYSTEMS PTY LTD
www.computime.com.au

9 Timber Lane, Glen Waverley Vic 3150. Ph: 0418 17 13 17

E-mail: scott@computime.com.au





SUPPORT CLASS RESULTS

AUSTRALIAN SUPERSPORT

Race 3

Date: 26/02/17
 Event: R16
 Weather: Sunny - Temp: 25.3C
 Track: Dry - Temp: 40.0C

Started at: 17:15:31
 Laps: 10
 Starters: 34
 Printed at: 17:47

PROVISIONAL SPLIT TIMES

Lap	Split 1	Split 2	Split 3	Split 4	Lap Time	Spd	Lap	Split 1	Split 2	Split 3	Split 4	Lap Time	Spd
5 Ted COLLINS (VIC) (3rd)							8	24.164	29.546	19.100	28.327	1:41.137	247
1	29.104	29.153	18.626	27.152	1:44.035	196	9	25.186	30.203	19.220	28.473	1:43.082	234
2	23.675	28.658	18.548	27.492	1:38.373	255	10	24.973	29.675	19.477	28.422	1:42.547	240
3	23.622	28.744	18.601	27.328	1:38.295	253	18 Joel RHODES (NSW) (28th)						
4	23.539	28.610	18.702	27.401	1:38.252	252	1	34.221	31.663	20.461	29.467	1:55.812	208
5	23.662	28.700	18.570	27.520	1:38.452	253	2	25.369	30.831	20.032	29.247	1:45.479	241
6	23.522	28.919	18.766	27.520	1:38.727	252	3	25.478	31.170	20.280	29.172	1:46.100	239
7	23.510	28.883	18.579	27.617	1:38.589	250	4	25.394	30.924	20.135	29.148	1:45.601	241
8	23.495	28.715	18.655	27.411	1:38.276	251	5	25.549	30.594	20.151	29.145	1:45.439	243
9	23.721	29.247	18.797	27.561	1:39.326	251	6	25.642	31.173	20.317	29.278	1:46.410	239
10	24.049	29.060	18.679	27.709	1:39.497	249	7	25.183	30.346	20.061	28.994	1:44.584	237
7 Tom TOPARIS (NSW) (DNF)							8	25.386	30.583	20.188	29.358	1:45.515	237
1	30.827	29.633	18.972	27.831	1:47.263	203	9	25.666	30.472	20.171	29.553	1:45.862	234
2	23.892	29.160	18.942	27.606	1:39.600	258	10	25.872	30.321	20.110	29.392	1:45.695	231
3	23.602	28.925	18.869	27.441	1:38.837	255	19 Bob MACKENZIE (VIC) (29th)						
4	23.798	29.150	18.850	27.600	1:39.398	263	1	34.037	31.407	20.340	29.140	1:54.924	208
5	23.823	28.869	18.801	27.620	1:39.113	255	2	24.824	31.037	19.856	28.899	1:44.616	255
12 Mark CHIODO (VIC) (2nd)							3	24.992	30.546	19.752	29.203	1:44.493	248
1	29.511	28.568	18.514	27.378	1:43.971	197	4	25.048	30.294	19.834	29.021	1:44.197	244
2	23.247	28.444	18.387	27.739	1:37.817	253	5	24.782	30.402	19.875	28.777	1:43.836	243
3	23.541	28.499	18.508	27.453	1:38.001	247	6	25.148	30.645	19.846	29.029	1:44.668	243
4	23.442	28.848	18.571	27.406	1:38.267	249	7	25.071	40.585	20.037	29.029	1:54.722	239
5	23.387	28.733	18.514	27.443	1:38.077	252	8	25.163	30.908	20.233	29.177	1:45.481	241
6	23.814	29.085	18.477	27.362	1:38.738	255	9	25.315	30.672	20.082	28.993	1:45.062	242
7	23.310	28.528	18.435	27.423	1:37.696	258	10	25.111	30.647	19.688	29.063	1:44.509	241
8	23.417	28.948	18.766	27.604	1:38.735	251	23 John McCABE (VIC) (27th)						
9	23.417	28.798	18.516	27.316	1:38.047	253	1	34.412	31.648	20.388	29.360	1:55.808	200
10	23.351	28.528	18.471	27.477	1:37.827	251	2	25.455	31.211	20.151	28.864	1:45.681	236
17 Brian HOUGHTON (QLD) (16th)							3	25.373	30.697	20.256	29.153	1:45.479	235
1	31.605	30.248	19.275	28.512	1:49.640	191	4	25.352	30.950	20.250	29.181	1:45.733	230
2	23.987	29.607	19.184	28.131	1:40.909	254	5	25.427	30.493	20.025	29.367	1:45.312	229
3	23.929	29.426	19.089	28.758	1:41.202	255	6	25.647	31.229	20.484	29.343	1:46.703	230
4	24.317	29.701	19.050	28.289	1:41.357	241	7	25.561	31.236	20.257	29.219	1:46.273	228
5	24.622	29.708	19.247	28.503	1:42.080	245	8	25.794	30.390	20.317	28.986	1:45.487	226
6	24.556	29.547	19.154	28.466	1:41.723	244	9	25.358	30.535	19.923	28.737	1:44.553	226
7	24.237	29.867	19.141	28.395	1:41.640	249	10	25.715	30.485	19.810	28.979	1:44.989	233


 Chief Time Keeper - Scott Laing



 Clerk of Course - Tom Williams



Computime Race Timing Systems Pty Ltd © 1996
 Licensed to Computime Race Timing Systems
COMPUTIME RACE TIMING SYSTEMS PTY LTD
www.computime.com.au

9 Timber Lane, Glen Waverley Vic 3150. Ph: 0418 17 13 17

E-mail: scott@computime.com.au





SUPPORT CLASS RESULTS

AUSTRALIAN SUPERSPORT

Race 3

Date: 26/02/17
 Event: R16
 Weather: Sunny - Temp: 25.3C
 Track: Dry - Temp: 40.0C

Started at: 17:15:31
 Laps: 10
 Starters: 34
 Printed at: 17:47

PROVISIONAL SPLIT TIMES

Lap	Split 1	Split 2	Split 3	Split 4	Lap Time	Spd	Lap	Split 1	Split 2	Split 3	Split 4	Lap Time	Spd
24 Jack DAWES (NSW) (19th)							8	27.186	32.302	21.433	30.168	1:51.089	223
1	32.577	30.768	20.244	28.040	1:51.629	210	9	27.258	31.827	21.601	30.383	1:51.069	224
2	24.591	30.499	19.652	28.579	1:43.321	255	45 Jordan CARLSSON (QLD) (7th)						
3	24.997	30.427	20.003	28.642	1:44.069	248	1	30.483	29.439	18.891	27.527	1:46.340	203
4	24.787	29.748	19.840	28.344	1:42.719	247	2	23.799	28.641	18.829	27.810	1:39.079	254
5	24.952	29.875	19.217	28.591	1:42.635	243	3	24.141	28.931	18.847	27.865	1:39.784	248
6	25.152	30.005	19.601	28.406	1:43.164	247	4	23.829	28.723	19.029	27.890	1:39.471	253
7	25.047	29.707	19.500	28.464	1:42.718	244	5	23.775	29.607	18.754	27.582	1:39.718	252
8	25.065	29.593	19.556	28.434	1:42.648	244	6	24.093	28.806	18.877	27.917	1:39.693	258
9	24.863	29.640	19.461	28.340	1:42.304	247	7	23.952	29.145	19.264	27.848	1:40.209	244
10	24.932	29.390	19.386	28.436	1:42.144	243	8	23.923	31.304	18.835	27.524	1:41.586	249
25 Steve HASLAM (NSW) (25th)							9	23.906	28.702	19.126	27.613	1:39.347	249
1	33.811	31.470	20.261	29.224	1:54.766	209	10	23.832	28.746	19.174	27.867	1:39.619	250
2	25.283	30.297	19.932	28.852	1:44.364	245	46 Aidan HAYES (NSW) (20th)						
3	25.196	29.843	20.009	28.790	1:43.838	239	1	32.267	30.991	19.653	28.771	1:51.682	201
4	25.122	29.784	20.085	28.695	1:43.686	242	2	24.759	30.427	19.616	28.601	1:43.403	247
5	25.244	29.749	20.009	28.938	1:43.940	236	3	24.960	30.244	19.812	28.612	1:43.628	252
6	25.649	30.119	20.036	28.850	1:44.654	236	4	24.537	30.179	19.541	28.752	1:43.009	241
7	25.564	29.993	19.967	28.662	1:44.186	236	5	24.580	29.715	19.493	28.895	1:42.683	241
8	25.115	29.793	19.901	28.874	1:43.683	235	6	25.301	30.148	19.525	28.433	1:43.407	242
9	25.144	29.959	19.914	28.778	1:43.795	237	7	24.549	29.769	19.445	28.696	1:42.459	245
10	25.186	29.767	20.153	28.800	1:43.906	236	8	24.865	29.633	19.335	28.730	1:42.563	241
27 Nic LIMINTON (SA) (DNF)							9	24.726	29.701	19.323	28.611	1:42.361	240
1	30.230	29.219	18.810	28.123	1:46.382	195	10	24.545	29.565	19.437	28.637	1:42.184	239
2	23.910	29.078	18.751	27.788	1:39.527	253	47 Giuseppe SCARCELLA (NSW) (17th)						
3	23.804	29.111	18.727	27.875	1:39.517	254	1	30.995	29.626	19.065	28.381	1:48.067	198
4	23.892	28.896	18.589	27.862	1:39.239	259	2	23.814	29.192	18.939	27.732	1:39.677	254
5	23.942	28.987	18.663	27.922	1:39.514	245	3	23.900	28.979	19.061	27.943	1:39.883	262
33 Steven WILLMOTT (VIC) (31th)							4	23.959	29.188	19.010	28.169	1:40.326	252
1	35.323	32.685	21.285	30.502	1:59.795	199	5	23.763	29.445	18.953	28.753	1:40.914	252
2	28.051	32.609	21.573	30.375	1:52.608	225	6	24.020	29.275	18.925	28.240	1:40.460	252
3	27.296	32.010	21.177	30.267	1:50.750	225	7	24.023	29.662	18.987	41.927	1:54.599	250
4	27.217	31.904	21.374	29.968	1:50.463	223	8	23.994	29.242	18.956	28.390	1:40.582	252
5	26.925	32.031	20.899	30.505	1:50.360	224	9	24.059	29.537	19.558	28.261	1:41.415	251
6	27.638	32.512	21.337	30.218	1:51.705	223	10	24.125	29.205	19.123	28.698	1:41.151	253
7	27.415	31.926	21.130	30.279	1:50.750	223							

Scott Laing
 Chief Time Keeper - Scott Laing

Tom Williams
 Clerk of Course - Tom Williams



Computime Race Timing Systems Pty Ltd © 1996
 Licensed to Computime Race Timing Systems
COMPUTIME RACE TIMING SYSTEMS PTY LTD
www.computime.com.au

9 Timber Lane, Glen Waverley Vic 3150. Ph: 0418 17 13 17

E-mail: scott@computime.com.au





SUPPORT CLASS RESULTS

AUSTRALIAN SUPERSPORT

Race 3

Date: 26/02/17
 Event: R16
 Weather: Sunny - Temp: 25.3C
 Track: Dry - Temp: 40.0C

Started at: 17:15:31
 Laps: 10
 Starters: 34
 Printed at: 17:47

PROVISIONAL SPLIT TIMES

Lap	Split 1	Split 2	Split 3	Split 4	Lap Time	Spd	Lap	Split 1	Split 2	Split 3	Split 4	Lap Time	Spd
52 Ryan TAYLOR (VIC) (6th)							3	25.220	30.452	19.809	28.932	1:44.413	251
1	30.065	28.972	18.859	27.719	1:45.615	193	4	25.174	30.474	20.124	28.965	1:44.737	248
2	23.835	28.996	18.838	27.610	1:39.279	252	5	25.264	29.921	19.762	28.968	1:43.915	247
3	23.685	28.586	18.759	27.466	1:38.496	254	6	25.286	30.330	19.758	28.838	1:44.212	249
4	23.709	28.577	18.772	27.577	1:38.635	252	7	25.089	29.681	19.660	28.819	1:43.249	251
5	23.626	28.590	18.842	27.786	1:38.844	252	8	24.879	29.849	20.065	28.920	1:43.713	247
6	23.775	28.664	18.822	27.882	1:39.143	255	9	25.150	30.033	19.884	29.059	1:44.126	245
7	23.944	28.806	18.928	27.761	1:39.439	253	10	25.398	30.206	20.259	28.950	1:44.813	243
8	23.977	28.931	19.014	27.608	1:39.530	252	58 Callum ALDERSON (VIC) (DNF)						
9	23.858	28.878	18.878	27.509	1:39.123	251	1	31.148	29.784	19.130	28.849	1:48.911	202
10	24.046	28.792	18.807	27.751	1:39.396	249	2	23.857	29.347	18.901	27.542	1:39.647	257
53 Mason COOTE (VIC) (1st)							3	23.898	29.263	18.756	27.594	1:39.511	257
1	29.245	28.152	18.621	27.291	1:43.309	195	4	23.934	29.262	18.827	28.072	1:40.095	260
2	23.613	28.267	18.563	28.039	1:38.482	248	60 Ben BURKE (NSW) (4th)						
3	23.671	28.737	18.688	26.921	1:38.017	244	1	29.835	29.119	18.775	27.676	1:45.405	201
4	23.581	28.379	18.704	27.110	1:37.774	245	2	23.749	28.830	18.719	27.803	1:39.101	251
5	23.682	28.471	18.661	27.336	1:38.150	247	3	23.760	28.736	18.679	27.720	1:38.895	247
6	24.262	28.489	18.849	27.406	1:39.006	247	4	23.954	28.794	18.643	27.657	1:39.048	249
7	23.593	28.674	18.602	27.050	1:37.919	244	5	23.810	28.899	18.652	27.788	1:39.149	250
8	23.590	28.819	18.874	27.422	1:38.705	249	6	23.787	28.918	18.613	27.798	1:39.116	247
9	23.528	28.750	18.752	26.982	1:38.012	249	7	23.693	28.830	18.694	27.659	1:38.876	247
10	23.706	28.232	18.579	27.138	1:37.655	245	8	23.772	28.834	18.701	27.823	1:39.130	255
54 Brendan WILSON (VIC) (12th)							9	23.874	28.932	18.764	27.824	1:39.394	248
1	32.038	30.202	19.420	28.094	1:49.754	206	10	23.954	28.701	18.699	27.980	1:39.334	249
2	24.301	29.505	19.265	27.996	1:41.067	256	61 Rhys BELLING (VIC) (23th)						
3	24.183	29.709	19.276	28.111	1:41.279	250	1	33.392	30.758	20.001	28.848	1:52.999	211
4	24.303	29.550	19.256	27.936	1:41.045	248	2	25.123	30.208	19.613	28.832	1:43.776	245
5	24.108	29.374	19.310	28.071	1:40.863	250	3	25.046	30.216	19.725	29.203	1:44.190	249
6	24.404	29.199	19.176	28.220	1:40.999	251	4	25.116	30.230	19.751	28.723	1:43.820	245
7	24.328	29.201	19.143	28.076	1:40.748	249	5	24.767	30.223	19.808	28.874	1:43.672	250
8	24.217	29.426	19.207	28.106	1:40.956	248	6	25.249	30.396	19.710	28.906	1:44.261	247
9	24.523	29.507	19.670	28.173	1:41.873	247	7	25.060	30.373	19.712	28.551	1:43.696	245
10	24.488	29.304	19.286	27.888	1:40.966	249	8	25.089	30.414	19.565	28.544	1:43.612	246
56 Jimmy BROADBENT (NSW) (26th)							9	24.785	30.015	19.655	28.590	1:43.045	247
1	33.568	31.098	20.229	29.216	1:54.111	211	10	24.993	29.863	19.691	28.515	1:43.062	247
2	25.217	29.978	19.986	28.905	1:44.086	249							


 Chief Time Keeper - Scott Laing


 Clerk of Course - Tom Williams



Computime Race Timing Systems Pty Ltd © 1996
 Licensed to Computime Race Timing Systems
COMPUTIME RACE TIMING SYSTEMS PTY LTD
www.computime.com.au

9 Timber Lane, Glen Waverley Vic 3150. Ph: 0418 17 13 17

E-mail: scott@computime.com.au





SUPPORT CLASS RESULTS

AUSTRALIAN SUPERSPORT

Race 3

Date: 26/02/17
 Event: R16
 Weather: Sunny - Temp: 25.3C
 Track: Dry - Temp: 40.0C

Started at: 17:15:31
 Laps: 10
 Starters: 34
 Printed at: 17:47

PROVISIONAL SPLIT TIMES

Lap	Split 1	Split 2	Split 3	Split 4	Lap Time	Spd	Lap	Split 1	Split 2	Split 3	Split 4	Lap Time	Spd
64 Sam CONDON (NSW) (5th)							3	24.454	29.384	19.326	27.830	1:40.994	253
1	29.924	28.769	18.906	27.887	1:45.486	191	4	24.321	29.592	19.290	27.967	1:41.170	254
2	23.393	28.686	18.601	27.815	1:38.495	256	5	24.172	29.497	19.365	28.306	1:41.340	255
3	23.788	28.654	18.710	27.744	1:38.896	242	6	24.468	29.534	19.253	28.401	1:41.656	252
4	23.707	28.540	18.710	27.675	1:38.632	243	7	24.569	29.608	19.317	28.179	1:41.673	248
5	23.785	28.739	18.909	27.706	1:39.139	243	8	24.473	29.349	19.261	28.134	1:41.217	244
6	23.695	28.744	18.823	27.725	1:38.987	244	9	24.593	30.026	19.479	28.147	1:42.245	242
7	23.862	28.850	18.844	27.828	1:39.384	244	10	24.662	29.629	19.465	28.411	1:42.167	247
8	23.863	28.865	18.897	27.695	1:39.320	243	74 Cam RUSSELL (VIC) (18th)						
9	23.920	28.993	18.800	27.882	1:39.595	244	1	31.402	30.232	19.271	28.292	1:49.197	203
10	23.890	28.774	18.822	28.079	1:39.565	248	2	24.146	29.688	19.218	28.205	1:41.257	257
66 Hayden SPINKS (NSW) (13th)							3	24.292	29.730	19.224	28.429	1:41.675	248
1	31.985	30.692	19.413	28.194	1:50.284	201	4	24.657	29.634	19.211	28.339	1:41.841	248
2	24.339	29.584	19.055	28.111	1:41.089	254	5	24.518	29.709	19.183	28.399	1:41.809	246
3	24.002	29.747	19.273	28.029	1:41.051	253	6	24.405	29.627	19.261	28.572	1:41.865	247
4	24.503	29.704	19.334	28.070	1:41.611	249	7	24.550	29.966	19.167	28.802	1:42.485	244
5	24.010	29.694	19.179	28.362	1:41.245	255	8	24.722	30.023	19.365	28.949	1:43.059	247
6	24.038	29.127	19.047	27.979	1:40.191	252	9	24.934	29.889	19.319	28.537	1:42.679	242
7	24.354	29.312	19.053	28.438	1:41.157	251	10	24.892	29.707	19.342	28.527	1:42.468	247
8	24.295	29.500	19.244	27.867	1:40.906	241	81 Cambridge OLIVIER (QLD) (14th)						
9	24.525	29.418	19.281	28.008	1:41.232	254	1	31.743	30.257	19.320	28.366	1:49.686	186
10	24.562	29.570	19.174	27.955	1:41.261	242	2	24.032	29.618	19.291	28.054	1:40.995	251
70 Samuel MULDOON (NSW) (8th)							3	24.157	29.730	19.186	27.960	1:41.033	255
1	30.399	29.716	18.946	27.763	1:46.824	199	4	23.739	29.288	18.928	27.777	1:39.732	245
2	23.714	29.018	18.777	27.820	1:39.329	251	5	23.837	28.951	18.972	27.905	1:39.665	245
3	23.825	29.085	18.692	27.752	1:39.354	252	6	24.046	29.192	18.801	38.643	1:50.682	245
4	24.162	29.184	18.679	27.661	1:39.686	252	7	24.920	29.334	19.034	28.173	1:41.461	242
5	23.895	29.108	18.812	27.603	1:39.418	258	8	23.993	29.042	18.849	28.032	1:39.916	245
6	24.084	29.180	18.802	27.702	1:39.768	254	9	24.277	29.033	18.801	27.697	1:39.808	241
7	23.916	29.098	18.923	27.920	1:39.857	247	10	24.904	29.674	19.486	27.913	1:41.977	245
8	24.095	28.774	19.336	27.908	1:40.113	242	82 Chris QUINN (NSW) (10th)						
9	24.171	29.059	19.178	27.820	1:40.228	241	1	30.747	29.537	19.042	27.894	1:47.220	199
10	23.900	29.083	19.196	28.134	1:40.313	242	2	24.088	29.360	18.982	27.929	1:40.359	256
71 Lincoln GILDING (QLD) (15th)							3	24.339	29.238	18.907	27.772	1:40.256	253
1	32.740	30.727	19.663	28.331	1:51.461	202	4	23.934	29.220	18.922	28.200	1:40.276	255
2	24.260	29.417	19.516	27.872	1:41.065	254	5	23.982	29.461	18.946	28.534	1:40.923	254


 Chief Time Keeper - Scott Laing


 Clerk of Course - Tom Williams



Computime Race Timing Systems Pty Ltd © 1996
 Licensed to Computime Race Timing Systems
COMPUTIME RACE TIMING SYSTEMS PTY LTD
www.computime.com.au

9 Timber Lane, Glen Waverley Vic 3150. Ph: 0418 17 13 17

E-mail: scott@computime.com.au





SUPPORT CLASS RESULTS

AUSTRALIAN SUPERSPORT

Race 3

Date: 26/02/17
 Event: R16
 Weather: Sunny - Temp: 25.3C
 Track: Dry - Temp: 40.0C

Started at: 17:15:31
 Laps: 10
 Starters: 34
 Printed at: 17:47

PROVISIONAL SPLIT TIMES

Lap	Split 1	Split 2	Split 3	Split 4	Lap Time	Spd	Lap	Split 1	Split 2	Split 3	Split 4	Lap Time	Spd
6	24.216	29.063	18.998	28.424	1:40.701	254	9	24.410	29.277	19.262	28.155	1:41.104	243
7	23.794	29.258	18.873	28.183	1:40.108	251	10	24.472	29.088	19.009	27.924	1:40.493	238
8	23.944	29.007	18.982	27.957	1:39.890	248	96 Luke MITCHELL (NSW) (9th)						
9	24.089	29.062	19.006	28.134	1:40.291	247	1	29.702	28.844	18.935	27.886	1:45.367	198
10	24.071	29.075	19.142	28.558	1:40.846	248	2	24.031	28.954	18.900	28.133	1:40.018	253
86 Adrian FORDE (VIC) (21th)							3	24.038	28.849	18.900	27.986	1:39.773	255
1	33.707	31.278	20.064	29.216	1:54.265	199	4	24.023	29.301	18.883	28.902	1:41.109	251
2	25.173	29.937	19.454	28.917	1:43.481	242	5	23.943	28.877	18.895	27.858	1:39.573	254
3	24.762	30.393	19.697	28.896	1:43.748	242	6	23.961	28.917	18.847	28.139	1:39.864	253
4	24.758	30.266	19.546	28.369	1:42.939	242	7	24.122	28.985	18.892	28.144	1:40.143	251
5	25.205	30.327	19.510	28.521	1:43.563	236	8	24.121	28.869	18.979	28.030	1:39.999	251
6	24.747	30.024	19.571	28.690	1:43.032	238	9	24.176	28.952	18.903	28.067	1:40.098	249
7	24.636	30.196	19.730	28.761	1:43.323	235	10	23.977	29.017	19.162	28.236	1:40.392	252
8	24.718	30.299	19.635	28.439	1:43.091	233	98 Grant DAVIS (NSW) (30th)						
9	24.606	30.106	19.462	28.519	1:42.693	234	1	32.969	31.009	20.020	41.906	2:05.904	203
10	24.608	29.779	19.383	28.370	1:42.140	235	2	25.063	30.485	20.224	28.869	1:44.641	234
87 Zac LEVY (QLD) (24th)							3	24.879	30.455	19.987	29.186	1:44.507	238
1	32.459	31.365	20.046	29.089	1:52.959	212	4	25.170	38.503	19.826	29.237	1:52.736	237
2	25.099	30.713	19.767	28.913	1:44.492	254	5	25.220	30.535	19.880	29.579	1:45.214	235
3	25.021	30.299	19.687	28.757	1:43.764	250	6	25.531	31.132	19.934	29.243	1:45.840	236
4	24.972	30.703	19.760	28.928	1:44.363	257	7	25.267	30.527	19.870	29.108	1:44.772	235
5	25.005	30.258	19.629	29.108	1:44.000	252	8	25.288	30.272	19.844	29.300	1:44.704	236
6	25.153	30.601	19.854	28.933	1:44.541	252	9	25.139	30.324	19.767	29.028	1:44.258	237
7	24.777	30.041	19.582	28.650	1:43.050	251	10	25.194	30.578	19.817	29.341	1:44.930	237
8	24.598	30.387	19.758	28.743	1:43.486	254	486 Justin CASE (NSW) (22th)						
9	24.709	30.095	19.632	28.579	1:43.015	253	1	33.231	31.584	20.427	29.114	1:54.356	206
10	24.703	29.848	19.645	28.556	1:42.752	251	2	25.074	30.531	19.813	28.581	1:43.999	254
95 Jake PRUITI (WA) (11th)							3	24.611	30.420	19.719	28.440	1:43.190	257
1	31.516	29.807	19.285	28.308	1:48.916	211	4	24.875	30.631	19.881	28.721	1:44.108	249
2	24.248	29.346	19.227	28.022	1:40.843	248	5	24.222	30.506	19.451	28.809	1:42.988	256
3	24.498	29.173	19.245	28.197	1:41.113	247	6	25.378	30.241	19.845	28.837	1:44.301	255
4	24.401	29.019	19.135	28.450	1:41.005	243	7	24.978	30.378	19.712	28.720	1:43.788	244
5	24.451	29.140	19.368	28.220	1:41.179	243	8	24.744	30.218	19.313	28.422	1:42.697	249
6	24.505	29.055	19.133	28.243	1:40.936	240	9	24.164	30.479	19.300	28.364	1:42.307	245
7	24.383	29.147	19.320	28.182	1:41.032	239	10	24.510	29.830	19.125	28.707	1:42.172	243
8	24.338	30.808	19.168	27.978	1:42.292	239							

The results are provisional until the end of the time limit for protests and appeals.

Chief Time Keeper - Scott Laing

Clerk of Course - Tom Williams



Computime Race Timing Systems Pty Ltd © 1996
 Licensed to Computime Race Timing Systems
COMPUTIME RACE TIMING SYSTEMS PTY LTD
www.computime.com.au

9 Timber Lane, Glen Waverley Vic 3150. Ph: 0418 17 13 17

E-mail: scott@computime.com.au





SUPPORT CLASS RESULTS

AUSTRALIAN SUPERSPORT

Race 3

Date: 26/02/17
Event: R16
Weather: Sunny - Temp: 25.3C
Track: Dry - Temp: 40.0C

Started at: 17:15:31
Laps: 10
Starters: 34
Printed at: 17:47

PROVISIONAL FASTEST LAPS SEQUENCE

Lap	Race Pos	No	Name	Machine	Fastest Lap	On Lap
1	1	53	Mason COOTE (VIC)	Yamaha YZF-R6	1:43.309	1
2	1	12	Mark CHIODO (VIC)	Triumph 675 R	1:37.817	2
4	1	53	Mason COOTE (VIC)	Yamaha YZF-R6	1:37.774	4
7	1	12	Mark CHIODO (VIC)	Triumph 675 R	1:37.696	7
10	1	53	Mason COOTE (VIC)	Yamaha YZF-R6	1:37.655	10

The results are provisional until the end of the time limit for protests and appeals.

Chief Time Keeper - Scott Laing

Clerk of Course - Tom Williams




Computime Race Timing Systems Pty Ltd © 1996
Licensed to Computime Race Timing Systems

COMPUTIME RACE TIMING SYSTEMS PTY LTD
www.computime.com.au

9 Timber Lane, Glen Waverley Vic 3150. Ph: 0418 17 13 17

E-mail: scott@computime.com.au





SUPPORT CLASS RESULTS

AUSTRALIAN SUPERSPORT

Race 3

Date: 26/02/17
 Event: R16
 Weather: Sunny - Temp: 25.3C
 Track: Dry - Temp: 40.0C

Started at: 17:15:31
 Laps: 10
 Starters: 34
 Printed at: 17:47

PROVISIONAL LAP SHEET

No	Lap Time	Gap	No	Lap Time	Gap	No	Lap Time	Gap	No	Lap Time	Gap	No	Lap Time	Gap
Lap 1			Lap 2			Lap 3			Lap 4			Lap 5		
53	1:43.309		12	1:37.817		12	1:38.001		53	1:37.774		53	1:38.150	
12	1:43.971	.662	53	1:38.482	.003	53	1:38.017	.019	12	1:38.267	.474	12	1:38.077	.401
5	1:44.035	.726	5	1:38.373	.620	5	1:38.295	.914	5	1:38.252	1.373	5	1:38.452	1.675
96	1:45.367	2.058	64	1:38.495	2.193	64	1:38.896	3.088	64	1:38.632	3.927	64	1:39.139	4.916
60	1:45.405	2.096	60	1:39.101	2.718	52	1:38.496	3.601	52	1:38.635	4.443	52	1:38.844	5.137
64	1:45.486	2.177	52	1:39.279	3.106	60	1:38.895	3.612	60	1:39.048	4.867	60	1:39.149	5.866
52	1:45.615	2.306	96	1:40.018	3.597	96	1:39.773	5.369	27	1:39.239	7.083	27	1:39.514	8.447
45	1:46.340	3.031	45	1:39.079	3.631	45	1:39.784	5.414	45	1:39.471	7.092	7	1:39.113	8.479
27	1:46.382	3.073	27	1:39.527	4.121	27	1:39.517	5.637	7	1:39.398	7.516	45	1:39.718	8.660
70	1:46.824	3.515	70	1:39.329	4.365	70	1:39.354	5.718	70	1:39.686	7.611	70	1:39.418	8.879
82	1:47.220	3.911	7	1:39.600	5.075	7	1:38.837	5.911	96	1:41.109	8.685	96	1:39.573	10.108
7	1:47.263	3.954	82	1:40.359	5.791	47	1:39.883	7.838	47	1:40.326	10.371	47	1:40.914	13.135
47	1:48.067	4.758	47	1:39.677	5.956	82	1:40.256	8.046	82	1:40.276	10.529	82	1:40.923	13.302
58	1:48.911	5.602	58	1:39.647	6.770	58	1:39.511	8.280	58	1:40.095	10.582	81	1:39.665	15.379
95	1:48.916	5.607	95	1:40.843	7.971	95	1:41.113	11.083	81	1:39.732	13.864	95	1:41.179	17.324
74	1:49.197	5.888	74	1:41.257	8.666	81	1:41.033	11.925	95	1:41.005	14.295	54	1:40.863	18.276
17	1:49.640	6.331	17	1:40.909	8.761	17	1:41.202	11.962	17	1:41.357	15.526	17	1:42.080	19.456
81	1:49.686	6.377	81	1:40.995	8.893	54	1:41.279	12.311	54	1:41.045	15.563	66	1:41.245	19.548
54	1:49.754	6.445	54	1:41.067	9.033	74	1:41.675	12.340	74	1:41.841	16.388	74	1:41.809	20.047
66	1:50.284	6.975	66	1:41.089	9.585	66	1:41.051	12.635	66	1:41.611	16.453	71	1:41.340	20.298
71	1:51.461	8.152	71	1:41.065	10.738	71	1:40.994	13.731	71	1:41.170	17.108	24	1:42.635	28.641
24	1:51.629	8.320	24	1:43.321	13.162	46	1:43.628	18.924	46	1:43.009	24.140	46	1:42.683	28.673
46	1:51.682	8.373	46	1:43.403	13.297	24	1:44.069	19.230	24	1:42.719	24.156	86	1:43.563	32.264
87	1:52.959	9.650	61	1:43.776	14.987	61	1:44.190	21.176	86	1:42.939	26.851	61	1:43.672	32.725
61	1:52.999	9.690	87	1:44.492	15.663	87	1:43.764	21.426	61	1:43.820	27.203	486	1:42.988	32.909
56	1:54.111	10.802	86	1:43.481	15.958	86	1:43.748	21.705	87	1:44.363	27.996	87	1:44.000	33.846
86	1:54.265	10.956	56	1:44.086	16.409	486	1:43.190	21.756	486	1:44.108	28.071	25	1:43.940	34.862
486	1:54.356	11.047	486	1:43.999	16.567	56	1:44.413	22.821	25	1:43.686	29.072	56	1:43.915	35.530
25	1:54.766	11.457	25	1:44.364	17.342	25	1:43.838	23.179	56	1:44.737	29.765	19	1:43.836	36.334
19	1:54.924	11.615	19	1:44.616	17.752	19	1:44.493	24.244	19	1:44.197	30.648	23	1:45.312	42.281
23	1:55.808	12.499	18	1:45.479	19.503	23	1:45.479	27.179	23	1:45.733	35.119	18	1:45.439	42.699
18	1:55.812	12.503	23	1:45.681	19.701	18	1:46.100	27.602	18	1:45.601	35.410	98	1:45.214	57.270
33	1:59.795	16.486	98	1:44.641	28.757	98	1:44.507	35.263	98	1:52.736	50.206	33	1:50.360	1:08.244
98	2:05.904	22.595	33	1:52.608	30.615	33	1:50.750	43.364	33	1:50.463	56.034			

Scott Laing
 Chief Time Keeper - Scott Laing

Tom Williams
 Clerk of Course - Tom Williams



Computime Race Timing Systems Pty Ltd © 1996
 Licensed to Computime Race Timing Systems
COMPUTIME RACE TIMING SYSTEMS PTY LTD
www.computime.com.au

9 Timber Lane, Glen Waverley Vic 3150. Ph: 0418 17 13 17

E-mail: scott@computime.com.au





SUPPORT CLASS RESULTS

AUSTRALIAN SUPERSPORT

Race 3

Date: 26/02/17
 Event: R16
 Weather: Sunny - Temp: 25.3C
 Track: Dry - Temp: 40.0C

Started at: 17:15:31
 Laps: 10
 Starters: 34
 Printed at: 17:47

PROVISIONAL LAP CHART

Grid	1	2	3	4	5	6	7	8	9	10
12	53	12	12	53	53	53	12	12	12	53
53	12	53	53	12	12	12	53	53	53	12
5	5	5	5	5	5	5	5	5	5	5
96	96	64	64	64	64	64	64	64	64	60
64	60	60	52	52	52	52	52	60	52	64
27	64	52	60	60	60	60	52	60	60	52
52	52	96	96	27	27	45	70	70	70	45
81	45	45	45	45	7	70	45	96	45	70
58	27	27	27	7	45	96	96	45	96	96
60	70	70	70	70	70	47	82	82	82	82
47	82	7	7	96	96	82	95	54	95	95
45	7	82	47	47	47	95	54	95	54	54
82	47	47	82	82	82	54	66	66	66	66
70	58	58	58	58	81	66	17	17	17	81
7	95	95	95	81	95	17	71	71	71	71
17	74	74	81	95	54	74	74	81	81	17
54	17	17	17	17	17	71	81	74	74	47
74	81	81	54	54	66	81	47	47	47	74
26	54	54	74	74	74	24	24	46	46	24
66	66	66	66	66	71	46	46	24	24	46
46	71	71	71	71	24	86	86	86	86	86
24	24	24	46	46	46	61	61	486	486	486
71	46	46	24	24	86	486	486	61	61	61
486	87	61	61	86	61	87	87	87	87	87
98	61	87	87	61	486	25	56	56	56	25
95	56	86	86	87	87	56	25	25	25	56
61	86	56	486	486	25	19	18	18	18	23
87	486	486	56	25	56	23	23	23	23	18
86	25	25	25	56	19	18	19	19	19	19
25	19	19	19	19	23	98	98	98	98	98
56	23	18	23	23	18	33	33	33	33	
19	18	23	18	18	98					
18	33	98	98	98	33					
23	98	33	33	33						
33										

The results are provisional until the end of the time limit for protests and appeals.

Scott Laing
 Chief Time Keeper - Scott Laing

Tom Williams
 Clerk of Course - Tom Williams



Computime Race Timing Systems Pty Ltd © 1996
 Licensed to Computime Race Timing Systems
COMPUTIME RACE TIMING SYSTEMS PTY LTD
www.computime.com.au

9 Timber Lane, Glen Waverley Vic 3150. Ph: 0418 17 13 17

E-mail: scott@computime.com.au





SUPPORT CLASS RESULTS

AUSTRALIAN SUPERSPORT

AUSTRALIAN SUPERSPORT CHAMPIONSHIP - ROUND 1

PROVISIONAL ROUND POINTS

Pos	Name	Race 1	Race 2	Race 3	Total
1	Mason COOTE (VIC)	25	10	25	60
2	Ted COLLINS (VIC)	20	9	18	47
3	Mark CHIODO (VIC)	12	12.5	20	44.5
4	Ben BURKE (NSW)	17	7.5	17	41.5
5	Ryan TAYLOR (VIC)	18	8	15	41
6	Sam CONDON (NSW)	14	8.5	16	38.5
7	Jordan CARLSSON (QLD)	15	6.5	14	35.5
8	Tom TOPARIS (NSW)	16	6	0	22
9	Luke MITCHELL (NSW)	0	7	12	19
10	Hayden SPINKS (NSW)	10	1	8	19
11	Samuel MULDOON (NSW)	0	5	13	18
12	Brian HOUGHTON (QLD)	9	3	5	17
13	Chris QUINN (NSW)	0	5.5	11	16.5
14	Cam RUSSELL (VIC)	8	4.5	3	15.5
15	Lincoln GILDING (QLD)	7	2	6	15
16	Nic LIMINTON (SA)	13	0	0	13
17	Brendan WILSON (VIC)	0	3.5	9	12.5
18	Cambridge OLIVIER (QLD)	0	4	7	11
19	Callum ALDERSON (VIC)	11	0	0	11
20	Jake PRUITI (WA)	0	0	10	10
21	Rhys BELLING (VIC)	5	2.5	0	7.5
22	Michael KNIGHT (NSW)	6	0	0	6
23	Giuseppe SCARCELLA (NSW)	0	0	4	4
24	Aidan HAYES (NSW)	3	0	1	4
25	Zac LEVY (QLD)	4	0	0	4
26	Jack DAWES (NSW)	0	1.5	2	3.5
27	Adrian FORDE (VIC)	2	0.5	0	2.5
28	Grant DAVIS (NSW)	1	0	0	1

Scott Laing

Chief Time Keeper - Scott Laing

Tom Williams

Clerk of Course - Tom Williams



Computime Race Timing Systems Pty Ltd © 1996
Licensed to Computime Race Timing Systems

COMPUTIME RACE TIMING SYSTEMS PTY LTD
www.computime.com.au

9 Timber Lane, Glen Waverley Vic 3150. Ph: 0418 17 13 17

E-mail: scott@computime.com.au

